


# MAGIS

360° by Konstantin Grcic



# Konstantin Grcic



## Profile:

Konstantin Grcic (\*1965) was trained as a cabinet maker at The John Makepeace School for Craftsmen in Wood before studying Design at the Royal College of Art in London. Today Konstantin Grcic Design is based in Berlin and active in several fields ranging from industrial design projects, exhibition design and collaborations in architecture and fashion.

Among his producers, besides Magis, are Artek, Authentics, Cassina, ClassiCon, Flos, Flötotto, Kettal, Laufen, Mattiazzi, Muji, Mutina, Nespresso, Plank, Serafino Zani and Vitra. From the fashion and lifestyle sector, Audi, Hugo Boss, Issey Miyake, Louis Vuitton, Prada,

Rado and smart/Daimler are some of his clients. Many of his products have been awarded international design prizes. He received the Compasso d'Oro in 2001 for the Mayday lamp (Flos), 2011 for the Myto chair (Plank) and 2016 for the OK lamp (Flos). For Tom and Jerry from Magis' series The Wild Bunch he received the German Design Award in Gold in 2011.

Grcic defines function in human terms, combining formal strictness with considerable mental acuity and humour. His work is characterised by a careful research into the history of art, design and architecture and his passion for technology and materials.



# Design and

The 360° collection consists of a chair, a table and two containers on wheels, which open the way to a new concept of office work.

The chair 360° is unconventional or it would be better not to call it chair at all, as it certainly has little to do with the common idea of chair.

360° is, in fact, neither a stool nor a chair, but something in-between.

Its name implies that it swivels around and that one can sit on it in all directions.

360° is not intended for long stints of work in a static position, but it encourages a form of dynamic sitting, short term, ad hoc, improvised - moving around.

Therefore, it can be considered as a forerunner of the office chair of the future.



# Engineering



“ Its name implies that it swivels around and



that one can sit on it in all directions.”



# Information



# Product

## SWIVEL CHAIR ON 5 WHEELS

Adjustable in height with gas piston. Frame in steel painted in epoxy resin. Foot-rest in die-cast aluminium. Seat in integral self-bearing polyurethane.

## TABLE Ø 140

Adjustable in height. Base in die-cast aluminium. Frame in aluminium. Crosspiece in steel. Top in steel electro-galvanized and painted in polyester powder.

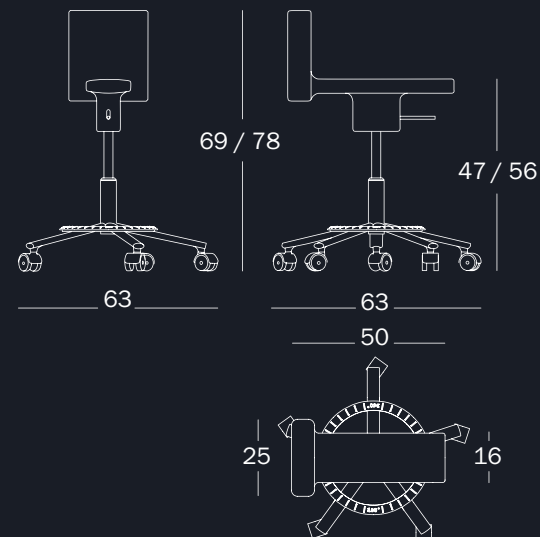
## DRAWER UNITS ON WHEELS 5 OR 10 DRAWERS

In glossy ABS, including one tray. Joining tube in stainless steel.

## CHAIR



Black 1764 C



## PRODUCT CARE

Clean the product using a soft rag, either dry or wet. When needed, use ph-balanced soap diluted in water. Do not use abrasive sponges as they may leave scratches. Immediately dry after washing with a soft rag or a chamois leather. Avoid use of alcohol, solvents and products containing even a small quantity of ammonia. Periodic and correct maintenance allows the product to keep its original aspect and lengthens the duration of its performance.

## WARNING

ONLY SKILLED WORKERS ARE AUTHORISED TO REPLACE OR REPAIR THE COMPONENTS OF THE HEIGHT REGULATION SYSTEM.

Do not use the product in an improper way: do not use different cleaning products from the ones mentioned above; do not place hot objects on it, sit on the back and/or on the arm, stand on it or use the product as a ladder. Once disused, please make sure that this product is disposed in an environment-friendly way.



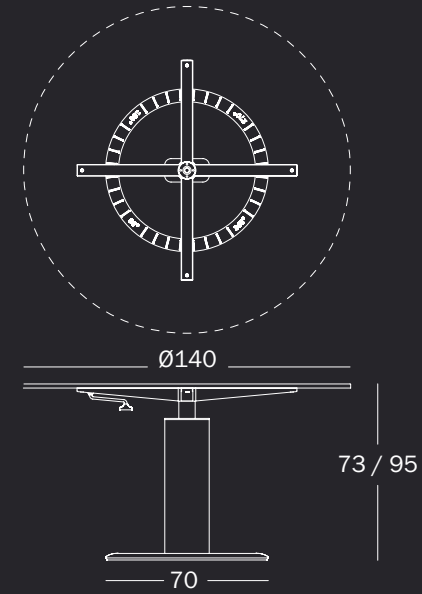




TABLE Ø 140



Frame in aluminium / Black 1764 C  
Top in steel sheet / Black 1764 C



#### PRODUCT CARE

We recommend using a soft rag, either dry or wet. When needed, use ph-balanced soap diluted in water. Do not use abrasive sponges as they may leave scratches. Avoid using acidic products, solvents and products containing ammonia. Periodic maintenance and cleaning allows the product to keep its original look and lengthens the duration of its performance.

#### WARNING

Do not use different cleaning products from the ones mentioned above. Do not use the product in an improper way. Do not place hot objects on it, stand on it or use the product as a ladder. Once disused, please make sure this product is disposed in an environment-friendly way.

## DRAWER UNITS ON WHEELS (5 Drawers)



Yellow 1018 C



Bordeaux 1130 C



Blue 1234 C



Green 1321 C



Pink 1630 C



White 1673 C



Light grey 1707 C



Black 1764 C

## DRAWER UNITS ON WHEELS (10 Drawers)



Yellow 1018 C



Bordeaux 1130 C



Blue 1234 C



Green 1321 C



Pink 1630 C



White 1673 C

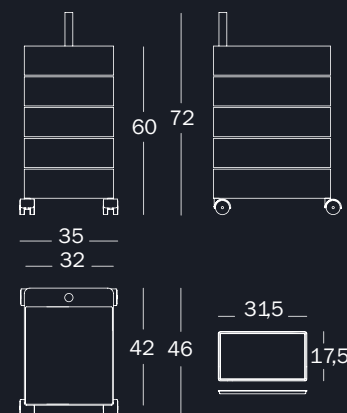


Light grey 1707 C

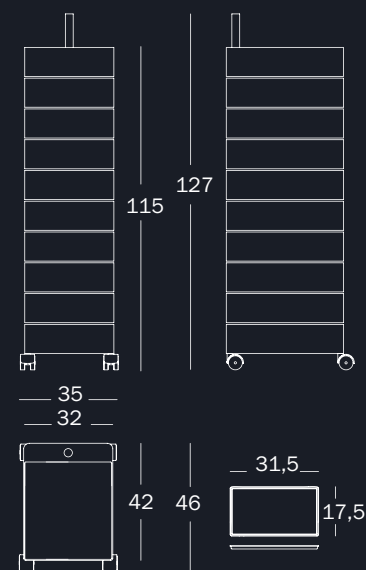


Black 1764 C

## 5 Drawers



## 10 Drawers



## PRODUCT CARE

We recommend using a soft rag, either dry or wet. When needed, use ph-balanced soap diluted in water. Do not use abrasive sponges as they may leave scratches. Avoid using acidic products, solvents and products containing ammonia. Periodic maintenance and cleaning allows the products to keep their original look and lengthens the duration of their performance.

## WARNING

Do not use the product in an improper way: do not use different cleaning products from the ones mentioned above; do not place hot objects on it, stand on it or use the product as a ladder. Please avoid overloading the upper drawers and 180° rotating for more than a drawer at a time. Maximum weight allowed for each drawer: 3 kg. Once disused, please make sure that this product is disposed in an environment-friendly way.







