

MAGIS

Costume Lounge by Stefan Diez



Stefan Diez



Profile:

Growing up in a household of 4th-generation carpenters, Stefan Diez's early bond with craftsmanship profoundly shaped his development as an industrial designer. Following family tradition, he trained as a cabinetmaker before studying industrial design under Richard Sapper at the State Academy of Fine Arts Stuttgart. Working with Konstantin Grcic for several years, Stefan graduated in 2002 and founded DIEZ OFFICE in Munich. From 2007 onwards Stefan was Professor of Industrial Design at the University of Arts and Design Karlsruhe, joining the School of Industrial Design Lund, Sweden, in 2015. Since 2018 Stefan Diez is Head of Industrial Design at Die Angewandte in Vienna. In 2008,

Diez Office moved into the renovated premises of a former joinery, the ideal platform for Diez's distinct combination of hands-on experimentation and technical know-how. Led by curiosity and supported by a network of local craftsmen and specialists, DIEZ OFFICE is dedicated to transforming ideas into actual products with great diligence and proficiency. Together with his team, Stefan Diez has been exploring a broad spectrum of design, creating award-winning furniture, luminaires and accessories, in collaboration with internationally renowned manufacturers like Rosenthal, Thonet, HAY, e15, Magis, Vibia, Viccarbe, Wagner and many more.



Design and

“What if we completely rethought the sofa?”

This is what we asked the designer, Stefan Diez, before starting to develop the Costume sofa. This modular sofa system is the expression of our continuous research into new materials and construction technologies, and of our ongoing commitment to the environment. It should not be considered a closed project but in continuous evolution.

It is following this principle that we have expanded the collection creating Costume Lounge, a new version of the sofa that offers even more comfort and seating space to create a true oasis of relaxation and is also available for outdoor use. Costume Lounge uses the ottoman of the previous version combined with a new back module that can also be used as an armrest and which, completed by large cushions, makes the sofa cosier.

At the heart of the sitting module of Costume Lounge is a thin body made from recycled and recyclable polyethylene, produced using rotational-moulding technology from furniture and car industry waste. An insert made of pocket spring cores provides the cushioning for the seat. On top of this is a thin layer of polyurethane foam. The materials are not permanently attached to each other, the whole is held together by a cover made of fabric that can be fastened on using tension belts and easily removed at any time. The internal structure of the new module is the same as the other, a thin hollow recycled polyethylene core, completed, in this case, by a polyurethane foam padding, held fixed to the structure by the cover.

Not only does this system use much less foam in manufacturing than conventional sofas but most of the materials used can also easily be recycled. All its components can be easily disassembled as no glues are used. Its infinite modularity and flexibility in changing the coverings guarantee its longevity, offering a timeless and future-oriented product.



Engineering



“Costume is a sort of toolbox that is useful for a long period, for



ever changing living and working environments.”

Stefan Diez



Information



Product

Modular sofa with structure in recycled and recyclable polyethylene. Covers for outdoor use also available. Thanks to the elastic loops hooked into the base, the sofa can be undressed when needed for washing or replacing the cover. The modular system consists of two single units, seat and back, which can be combined in various compositions and complemented by cushions. All single parts are separately replaceable.



Ottoman



Upholstery

Fabric cat. 1
 Fabric cat. 2
 Fabric cat. 3
 Fabric cat. 4 + moodboard ☀️

Backrest



Upholstery

Fabric cat. 1
 Fabric cat. 2
 Fabric cat. 3
 Fabric cat. 4 + moodboard ☀️

Back support cushion / cushions



Upholstery

Fabric cat. 1
 Fabric cat. 2
 Fabric cat. 3
 Fabric cat. 4 + moodboard ☀️

Side tables / corner square and intermediate



Powder coated aluminium sheet
 Black 5130 ☀️
 White 5110 ☀️

Fabric cat 1 /
 Limonta Java
 Torri Lana Contichi

Fabric cat 2 /
 Limonta Volpe
 Torri Lana Rico
 Torri Lana Ombra
 Home Decor Enea
 Home Decor Enea Check
 Home Decor Lino Froissè

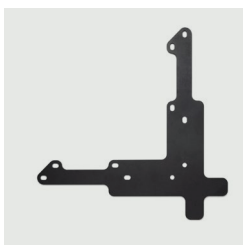
Fabric cat 3 /
 Kvadrat Recheck
 Kvadrat Melange Nap
 Kvadrat Hero
 Kvadrat Encircle
 Rubelli Spritz
 Fabric cat 4 /
 Rubelli Vines
 Rubelli Cork
 Kvadrat Patio
 Moodboard A outdoor
 Moodboard B outdoor
 Moodboard C outdoor
 Moodboard D outdoor

Linear joint



Black metal

Corner joint



Black metal

Linear ground connector



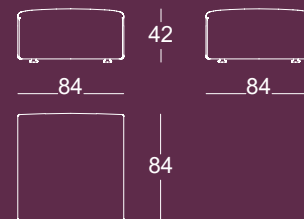
Dark brown polyurethane

Corner ground connector

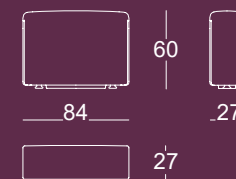


Dark brown polyurethane


Ottoman



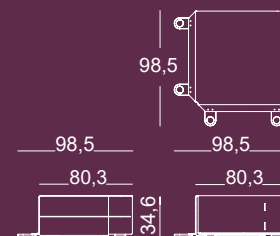
Backrest



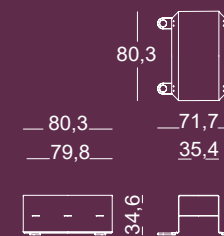
Back support cushion



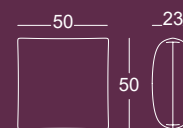
Side table / corner square



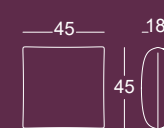
Side table / intermediate



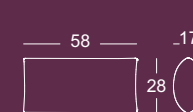
Cushion



Cushion



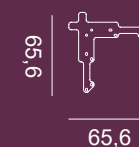
Cushion



Linear joint



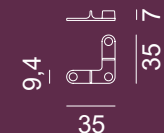
Corner joint



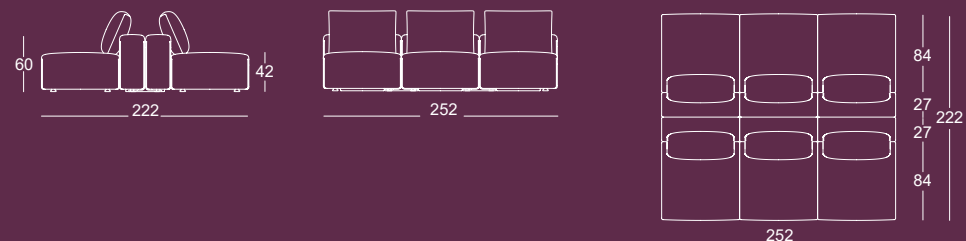
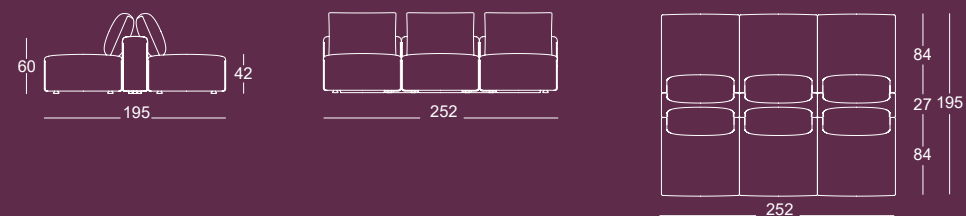
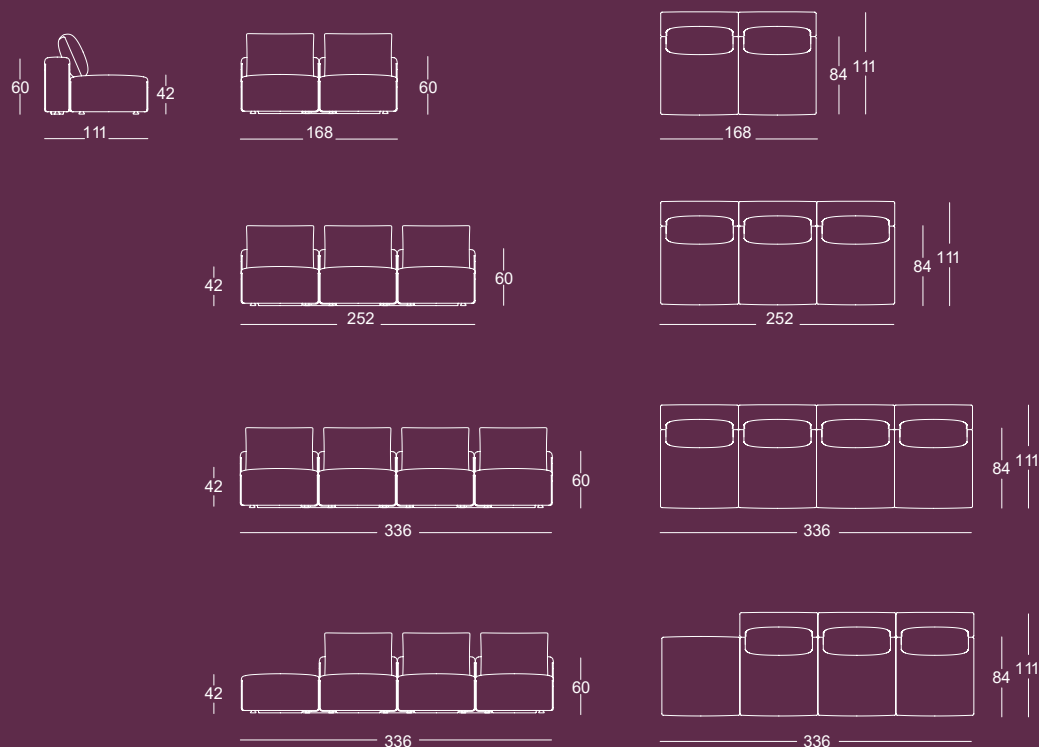
Linear ground connector



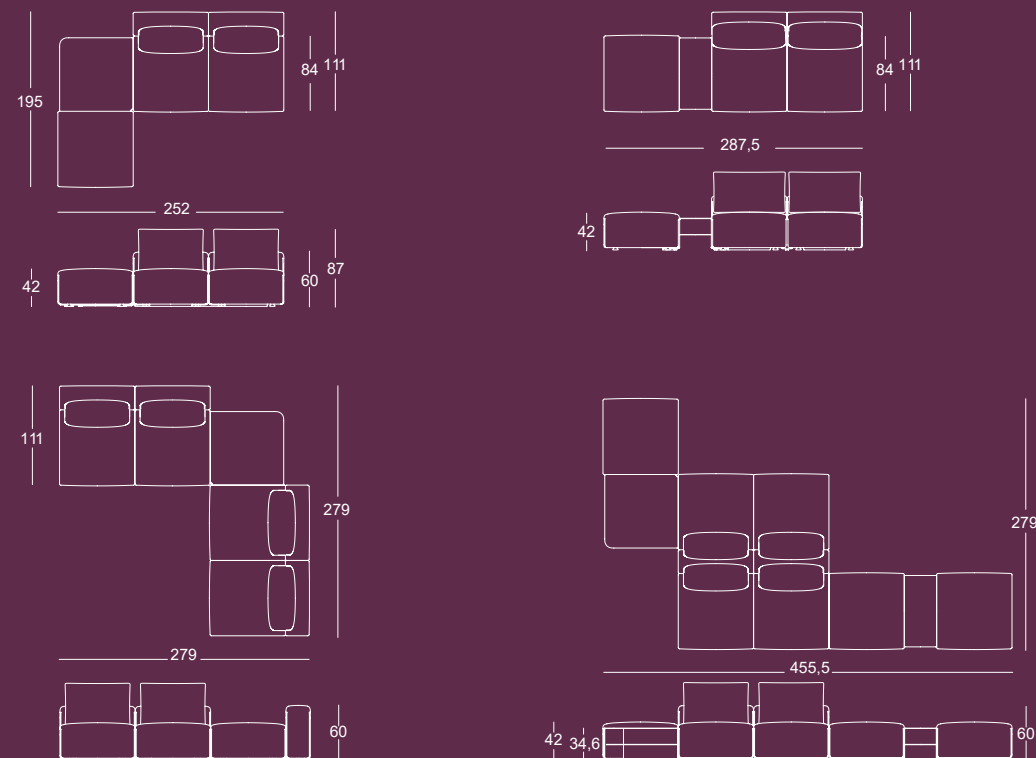
Corner ground connector



Sofas with backrest and ottoman



Compositions with backrest and ottoman



PRODUCT CARE

Regular cleaning is important in order to keep the upholstery textile looking its best and to prolong its life. Dust and dirt wear down the textile and also reduce its fire-retardant properties. Vacuum frequently, ideally every week. Use the vacuum at half power when appropriate. We recommend that upholstered furniture in commercial environments are cleaned by professionals 2 to 3 times a year. Treat stains immediately, the longer they remain in the fabric, the harder it is to remove them. Before choosing a cleaning method, always try it out on a concealed part of the product. First, scrape off any liquids or hardened residues. Next, vacuum before further cleaning. Non-greasy stains can be removed by gently dabbing with a moist sponge or lint-free cloth. Work in circular motion towards the centre of the stain. Always ensure the textile is fully dry before using the furniture again. Using a hairdryer can help to avoid edge marks, particularly with microfibre fabrics. Please note: these tips are purely recommendations and do not guarantee complete stain removal. In all cases, we recommend contacting a professional dry cleaner. Be careful when using solvents, because these could dissolve the upholstery material beneath. Removable covers cannot be washed but should be dry cleaned. In order to ensure satisfying cleaning results, we recommend to contact a professional cleaning institute. Employing pH neutral carbon dioxide solutions for cleaning is recommended because this method avoids the use of soap. A professional cleaning institute may also assist in working out maintenance schedules, which ensure that the fabrics are maintained properly so that a good indoor climate and a maximum duration of the upholsteries are achieved.

WARNING

In order to ensure that its removable upholstery can be perfectly replaced, the assistance of a specialized upholsterer is required. Do not use different cleaning products from the ones mentioned above. Do not use the product in an improper way. Do not place hot objects on it, sit on the back, stand on it or use the product as a ladder. Once disused, please make sure this product is disposed in an environment-friendly way.

Fabrics /

Fabric cat 1 /

Limonta Java



20


Torri Lana Contichi



002 008


Fabric cat 2 /

Limonta Volpe




104 111 113 114 115

Torri Lana Rico




000 021 070 080 090 130 150 240

Torri Lana Ombra




032 038

Home Decor Enea




010 015 017 021

Home Decor Enea Check



010 015 021

Home Decor Lino Froissé



108

Fabric cat 3 /

Kvadrat Recheck



0115 0125 0145 0165 0455 0645 0785 0845 0985

Kvadrat Melange Nap



0171 0271 0351 0411

Kvadrat Hero



0102 0152 0182 0202 0212 0312 0512

Kvadrat Encircle



0452 0652

Rubelli Spritz



1 2 3 4 5 6 7 8 9 10

Other swatches: 0441, 0651, 0691, 0711, 0771, 0791, 0542, 0552, 0752, 0932, 0162, 0192, 0242, 0352, 0372, 0392, 0422, 0432, 0582, 0622, 0652, 0662, 0672, 0732, 0742, 0772, 0782, 0862, 0882, 0912, 0942, 0962, 0662, 0722, 0762




11 12 13 14 15 16 17 18 19 20 21 22 23 24 25



26


Fabric cat 4 / outdoor

Rubelli Vines




01 02 03 04 06 07 08

Rubelli Cork



06 07 08 09 10 11

Kvadrat Patio outdoor



12 0220 0340 0370 0410 0430 0440 0450 0570 0780 0840 0970

Moodboard A outdoor



- 1-Rubelli-Vines 01

2-Abitex-Vortice 802

3-Kvadrat-Patio Outdoor 840

4-ImNativ-Thundra 800

5-Rubelli-Cork 11

6-Kvadrat-Patio Outdoor 970

7-imNativ-Solleone Reverse 802B

8-Rubelli-Vines 08

9-imNativ-Solleone Reverse 810B
- 10-imNativ-Thundra 720

11-Kvadrat-Tero Outdoor 0198

12-Kvadrat-Tero Outdoor 0988

13-Kvadrat-Tero Outdoor 0968

14-imNativ-Solleone Reverse 706B

15-Kvadrat-Tero Outdoor 0958

16-imNativ-Solleone Reverse 809B

17-imNativ-Solleone Reverse 704B

18- Kvadrat-Tero Outdoor 0748

Moodboard B outdoor



- | | |
|-----------------------------|----------------------------------|
| 1-Kvadrat-Tero Outdoor 0238 | 10-Rubelli-Cork 09 |
| 2-Abitex-Vortice 300 | 11-Kvadrat-Tero Outdoor 0628 |
| 3-imNativ-Thundra 921 | 12-imNativ-Solleone Reverse 903B |
| 4-Kvadrat-Tero Outdoor 0688 | 13-Abitex-Vortice 303 |
| 5-Rubelli-Vines 07 | 14-Kvadrat-Patio Outdoor 340 |
| 6-Kvadrat-Patio Outdoor 570 | 15-Abitex-Vortice 307 |
| 7-imNativ-Thundra 320 | 16-Limonta-Hut Small 06 |
| 8-Rubelli-Cork 10 | 17- Limonta-Hut Small 13 |
| 9-Kvadrat-Patio Outdoor 430 | 18-imNativ-Solleone Reverse 302B |

Moodboard D outdoor



- | | |
|---------------------------------|----------------------------------|
| 1-Kvadrat-Tero Outdoor 0718 | 10-Rubelli-Vines 06 |
| 2-Kvadrat-Patio Outdoor 220 | 11-Abitex-Vortice 700 |
| 3-imNativ-Solleone Reverse 704B | 12-Rubelli-Vines 02 |
| 4-Kvadrat-Patio Outdoor 780 | 13-Limonta-Hut Small 11 |
| 5-Rubelli-Cork 08 | 14-Limonta-Hut Small 20 |
| 6-Abitex-Vortice 702 | 15-imNativ-Solleone Reverse 600B |
| 7-Rubelli-Cork 07 | 16-imNativ-Solleone Reverse 700B |
| 8-imNativ-Thundra 723 | 17- Kvadrat-Tero Outdoor 0778 |
| 9-Limonta-Hut Small 21 | 18-Kvadrat-Tero Outdoor 0158 |

Moodboard C outdoor



- | | |
|---------------------------------|----------------------------------|
| 1-Kvadrat-Tero Outdoor 0118 | 10-Kvadrat-Patio Outdoor 410 |
| 2-Abitex-Vortice 405 | 11-Kvadrat-Patio Outdoor 440 |
| 3-Rubelli-Cork 06 | 12-imNativ-Solleone Reverse 410B |
| 4-imNativ-Solleone Reverse 405B | 13-Kvadrat-Patio Outdoor 450 |
| 5-imNativ-Solleone Reverse 406B | 14-Rubelli-Cork 12 |
| 6-Rubelli-Vines 03 | 15-Kvadrat-Tero Outdoor 0388 |
| 7-Abitex-Vortice 503 | 16-Abitex-Vortice 402 |
| 8-Rubelli-Vines 04 | 17- Limonta-Hut Small 16 |
| 9-imNativ-Thundra 500 | 18-Kvadrat-Patio Outdoor 370 |



